

Roofing Hoists | 2,000 Lbs. | HS2000 | Hydraulic Swing Hoist and HydraWinch

Swing Hoist Specifications

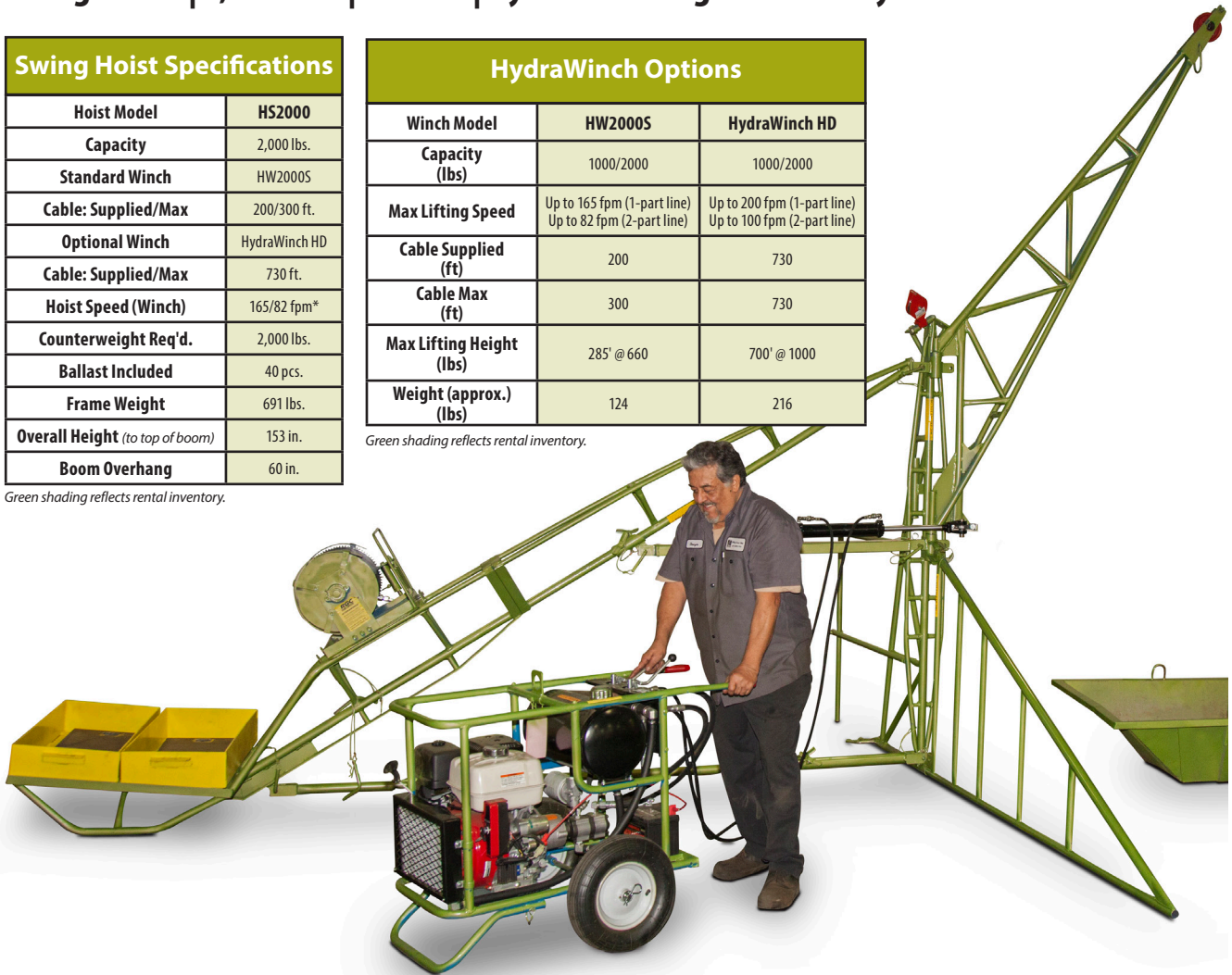
Hoist Model	HS2000
Capacity	2,000 lbs.
Standard Winch	HW2000S
Cable: Supplied/Max	200/300 ft.
Optional Winch	HydraWinch HD
Cable: Supplied/Max	730 ft.
Hoist Speed (Winch)	165/82 fpm*
Counterweight Req'd.	2,000 lbs.
Ballast Included	40 pcs.
Frame Weight	691 lbs.
Overall Height (to top of boom)	153 in.
Boom Overhang	60 in.

Green shading reflects rental inventory.

HydraWinch Options


Winch Model	HW2000S	HydraWinch HD
Capacity (lbs)	1000/2000	1000/2000
Max Lifting Speed	Up to 165 fpm (1-part line) Up to 82 fpm (2-part line)	Up to 200 fpm (1-part line) Up to 100 fpm (2-part line)
Cable Supplied (ft)	200	730
Cable Max (ft)	300	730
Max Lifting Height (lbs)	285' @ 660	700' @ 1000
Weight (approx.) (lbs)	124	216

Green shading reflects rental inventory.




HydraWinch HD

The Heavy Duty HydraWinch will increase the serviceability of your Swing Hoist by lifting 2,000 lbs. up to 350 ft. The HydraWinch HD also meets all ANSI specifications.



HydraPaks

A variety of HydraPaks can be used with RGC Swing Hoists. Choose these models: 16 or 18 HP B & S gas engine; 13 HP Honda gas engine.



Trash Trays

The 1,200 lb. capacity tray is ideal for tear-off debris. Weighs only 165 lbs. and measures 90 in. w x 40 in. d x 12 in. h. The 400 lb. capacity unit weighs 63 lbs. with dimensions of 61 in. W x 33 in. D x 24 in. H.

